

# Science

## ***The Practice of Science***

- Raise questions about the natural world, uses appropriate reference materials to obtain information, conducts both individual and team investigations through free exploration and systematic investigations and generates appropriate explanations based on those explorations
- Compare the observations made by different groups using multiple tools and seeks reasons to explain the differences across groups
- Explain that science does not always follow a rigidly defined method (“the scientific method”) but does involve the use of observations and evidence
- Attempt reasonable answers to scientific questions and cites evidence in support
- Compare the methods and results of investigations done by other classmates
- Keep records that describe observations made, carefully distinguishing actual observations from ideas and inferences about the observations
- Recognize and explains that scientists base their explanations on evidence
- Recognize that science involves creativity in designing experiments

## ***The Characteristics of Scientific Knowledge***

- Explain that science focuses solely on the natural world

## ***The Role of Theories, Laws, Hypotheses, and Models***

- Explain that models can be three dimensional, two dimensional, a mental model, or a computer model

## ***Earth in Space and time***

- Observe that the patterns of stars in the sky stay the same although they appear to shift across the sky nightly, and different stars can be seen in different seasons
- Describe the changes in the observable shape of the moon over the course of about a month
- Recognize that Earth revolves around the Sun in a year and rotates on its axis in a 24-hour day
- Relate that the rotation of Earth (day and night) and apparent movements of the Sun, Moon, and stars are connected
- Investigate and report the effects of space research and exploration on the economy and culture of Florida

## ***Earth Structures***

- Identify the three categories of rocks; igneous, sedimentary, and metamorphic
- Identify the physical properties of common earth-forming minerals, including hardness, color, luster, cleavage, and streak color, and recognizes the role of minerals in the formation of rocks
- Recognize that humans need resources found on Earth and that these are either renewable or nonrenewable
- Describe the basic differences between physical weathering and erosion
- Investigate how technology and tools help to extend the ability of humans to observe very small things and very large things
- Identify resources available in Florida (water, phosphate, oil, limestone, silicon, wind and solar energy)

## ***Properties of Matter***

- Measure and compare objects based on their physical properties (mass, shape volume, color, hardness, texture, odor, taste, attraction to magnets)
- Identify properties and uses of water in each of its states
- Explore the Law of Conservation of Mass by demonstrating that the mass of a whole object is always the same as the sum of the masses of its parts
- Investigate and describe that magnets can attract magnetic materials and attract and repel other magnets

## ***Changes in Matter***

- Identify changes in materials that result in other materials with different characteristics, such as decaying animal or plant matter, burning, rusting and cooking

## ***Forms of Energy***

- Observe and describe some basic forms of energy, including light, heat, sound, electrical, and the energy of motion
- Investigates and describe that energy has the ability to cause motion or create change
- Investigate and explain that sound is produced by vibrating objects and that pitch depends on how fast or slow the object vibrates
- Describe how moving water and air are sources of energy and can be used to move things

## ***Energy Transfer and Transformation***

- Recognize that heat flows from a hot object to a cold object and that heat flow may cause materials to change temperature and identifies common materials that conduct heat well or poorly

## ***Motion of Objects***

- Recognize that an object in motion always changes its position and may change its direction
- Investigate and describe that the speed of an object is determine by the distance it travels in a unit of time and that objects can move at different speeds

## ***Heredity and Reproduction***

- Identify processes of sexual reproduction in flowering plants, (pollination, fertilization, seed dispersal, and germination) and explains that although characteristics of plants and animals are inherited, some characteristics can be affected by the environment
- Recognize that animal behaviors may be shaped by heredity and learning
- Compare and contrast the major stages in the life cycles of Florida plants and animals, such as those that undergo incomplete and complete metamorphosis, and flowering and nonflowering seed-bearing plants

## ***Interdependence***

- Compare the seasonal changes in Florida plants and animals to those in other regions of the country
- Explain that animals, including humans, cannot make their own food and that when animals eat plants or other animals, the energy stored in the food source is passed on to them
- Trace the flow of energy from the Sun as it is transferred along the food chain through producers and consumers
- Recognize ways plants and animals, including humans, can impact the environment

# Social Studies

## ***American History***

- Analyze primary and secondary resources to identify significant individuals and events throughout Florida history
- Synthesize information related to Florida history through print and electronic media
- Compare Native American tribes in Florida
- Identify explorers who came to Florida and the motivations for their expeditions
- Describe causes and effects of European colonization on the Native American tribes of Florida
- Identify the significance of St. Augustine as the oldest permanent European settlement in the United States
- Explain the purpose of and daily life on missions
- Identify the significance of Fort Mose as the first free African community in the United States
- Identify the effects of Spanish rule in Florida
- Identify nations that controlled Florida before it became a United States territory
- Explain how the Seminole tribe formed and the purpose for their migration
- Explain how Florida became a U.S. territory
- Identify the causes and effects of the Seminole Wars
- Explain the effects of technological advances on Florida
- Describe pioneer life in Florida
- Describe Florida’s involvement in the Civil War
- Summarize challenges Floridians faced during Reconstruction
- Describe the economic development of Florida’s major industries
- Summarize contributions immigrant groups made to Florida
- Describe the contributions of significant individuals to Florida
- Describe effects of the Spanish American War on Florida
- Describe the causes and effects of the 1920’s Florida land boom and bust
- Summarize challenges Floridians faced during the Great Depression
- Identify Florida’s role in the Civil Rights Movement
- Describe how and why immigration impacts Florida today
- Describe the effect of the United States space program on Florida’s economy and growth
- Explain how tourism affects Florida’s economy and growth
- Utilize timelines to sequence key events in Florida history

## ***Geography***

- Identify physical features of Florida
- Locate and label cultural features on a Florida map
- Explain how weather impacts Florida
- Interpret political and physical maps using map elements

## ***Economics***

- Identify entrepreneurs from various social and ethnic backgrounds who have influenced Florida and local economy
- Explain Florida’s role in the national and international economy and conditions that attract businesses to the state

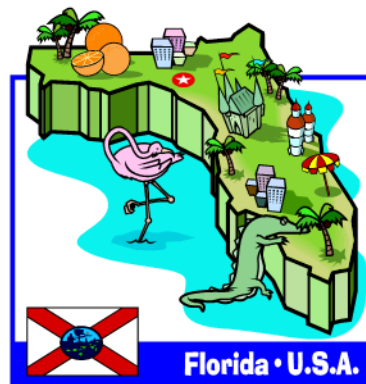
## ***Civics and Government***

- Describe how Florida’s constitution protects the rights of citizens and provides for the structure, function, and purposes of state government
- Discuss public issues in Florida that impact the daily lives of its citizens
- Identify ways citizens work together to influence government and help solve community and state problems
- Explain the importance of public service, voting, and volunteerism
- Identify the three branches of government in Florida and the powers of each
- Distinguish between state and local government

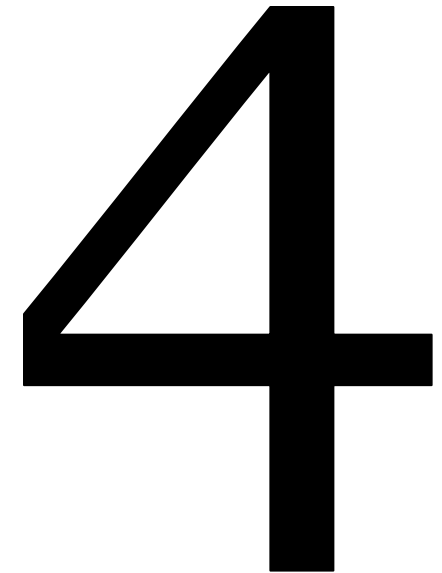


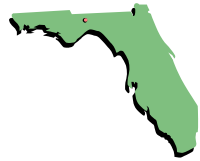
### **\*\*\*\*\*Ideas for helping your child at home with Social Studies:**

- 1. Visit St. Augustine and other historical places with your child. Before taking a trip, plan your route on a map with your child. Look for places you may see on the way and discuss different routes to travel. Let your child use the map while in the car to follow the route.***
- 2. Visit the county Courthouse and/or Tallahassee. Ask questions about the responsibilities of various government workers. Learn the names of important government officials.***



# ***A Parent’s Guide to Florida Standards for Grade***





Dear Parent or Guardian:

Walton County School District teachers have worked diligently to develop a comprehensive outline of what your child will learn at each grade level. These concepts, processes, and content are essential for students to know and be able to do as they complete each grade. The expectations have been compiled based on Florida Standards. Florida Standards are higher expectations that represent what Florida students are expected to know and be able to do.

We encourage you to be involved in your child's education. You can impact the academic success of your child by becoming familiar with the concepts and skills being taught at school and by learning how you can reinforce classroom activities at home.



**HELPFUL HINTS FOR THIS BROCHURE:**

1. Use this brochure as a guide throughout the school year. It will help you to help students achieve the Next Generation and the Common Core standards.
2. The subject areas are listed at the top of each panel. **READING AND LANGUAGE ARTS, MATHEMATICS, SOCIAL STUDIES AND SCIENCE** are included in this brochure. Information about the other subject areas can be obtained at your child's school.
3. At the bottom of each panel is a description of activities that you can do with your child at home.
4. If you have specific questions regarding curriculum or school programs, please call your child's teacher or principal.

\* Only major skills are included in this brochure. Additional skills are listed at your child's school.

## Reading and Language Arts

### Reading Standards for Literature

- Refer to details and examples in a text when explaining what the text says explicitly and when drawing inferences from the text
- Determine a theme of a story, drama, or poem from details in the text; summarize the text
- Describe in depth a character, setting, or event in a story or drama, drawing on details from the text
- Determine the meaning of words and phrases as they are used in a text, including characters in mythology
- Explain major differences between poems, drama, and prose, and refer to structural elements of poems
- Compare and contrast the point of view from which different stories are narrated, include 1st and 3rd person
- Make connections between the text of a story and a visual or oral representation of a story
- Compare and contrast the treatment of similar themes and topics in stories from different cultures
- Read and comprehend literature of appropriate complexity for grades 4-5

### Reading Standards for Informational Text

- Refer to details and examples in a text when explaining what the text says explicitly and when drawing inferences from the text
- Determine the main idea of a text and explain how it is supported by key details; summarize the text
- Explain events, procedures, ideas, or concepts in a historical, scientific, or technical text, including what happened and why, based on information from the text
- Determine the meaning of general academic and domain-specific words or phrases in a text
- Describe the overall structure of events, ideas, concepts, or information in a text
- Compare and contrast a firsthand and secondhand account of the same event; describe the differences
- Interpret information presented visually, orally, or quantitatively and explain how the information contributes to an understanding of the text
- Explain how an author uses reasons and evidence to support particular points in a text
- Integrate information from two texts on the same topic in order to write or speak about the subject
- Read and comprehend informational texts of appropriate complexity for grades 4-5

### Foundational Skills

- Use combined knowledge of all letter-sound correspondences, syllabication patterns, and morphology to read unfamiliar words accurately
- Read on-level text with purpose and understanding
- Read on-level prose and poetry orally with accuracy, appropriate rate, and expression
- Use context to confirm or self-correct word recognition and understanding, rereading as necessary

### Writing Standards

- Write opinion pieces on topics or texts, supporting a point of view with reasons and information
- Write informative/explanatory texts to examine a topic and convey ideas and information clearly
- Write narratives to develop real or imagined experiences or events using effective technique, descriptive details, and clear event sequences
- Produce clear and coherent writing in which the development and organization are appropriate
- Develop and strengthen writing as needed by planning, revising, and editing
- Use technology, including the internet, to produce and publish writing as well as to interact and collaborate with others; demonstrate sufficient command of keyboarding skills to type a minimum of one page in a single sitting
- Conduct short research projects that build knowledge through investigation of different aspects of a topic
- Recall relevant information from experiences or gather relevant information from print and digital sources; take notes and categorize information, and provide a list of sources
- Draw evidence from literary or informational texts to support analysis, reflection, and research
- Write routinely over extended time frames and shorter time frames for a range of tasks

### Speaking and Listening Standards

- Engage effectively in a range of collaborative discussions with diverse partners on grade 4 topics and texts, building on others' ideas and expressing their own clearly
- Paraphrase portions of a text read aloud or information presented in diverse media and formats, including visually, quantitatively, and orally
- Identify the reasons and evidence a speaker provides to support particular points
- Report on a topic or text, tell a story, or recount an experience in an organized manner, using appropriate facts and relevant, descriptive details to support main ideas or themes; speak clearly at an understandable pace
- Add audio recordings and visual displays to presentations when appropriate to enhance the development of main ideas or themes
- Differentiate between context that call for formal English and situations where informal discourse is appropriate; use formal English when appropriate

### Language

- Demonstrate command of the conventions of standard English grammar and usage when writing or speaking
- Demonstrate command of the conventions of standard English capitalization, punctuation, and spelling when writing
- Use knowledge of language and its conventions when writing, speaking, reading, or listening
- Determine or clarify the meaning of unknown and multiple-meaning words and phrases
- Demonstrate understanding of figurative language, word relationships, and nuances in word meanings
- Acquire and use accurately grade-appropriate general academic and domain-specific words and phrases

## Mathematics

### Operations and Algebraic Thinking

- Use the four operations with whole numbers to solve problems
- Gain familiarity with factors and multiples
- Generate and analyze patterns

### Number and Operations in Base Ten

- Generalize place value understanding for multi-digit whole numbers
- Use place value understanding and properties of operations to perform multi-digit arithmetic

### Number and Operations-Fractions

- Extend understanding of fraction equivalence and ordering
- Build fractions from unit fractions by applying and extending previous understandings of operations on whole numbers
- Understand decimal notation for fractions, and compare decimal fractions

### Measurement and Data

- Solve problems involving measurement and conversion of measurements from a larger unit to a smaller unit
- Represent and interpret data
- Geometric measurement: understand concepts of angle and measure angles

### Geometry

- Draw and identify lines and angles, and classify shapes by properties of their lines and angles



### \*\*\*\*\*Ideas for helping your child at home with Mathematics:

1. Help your child develop a better understanding of money. Provide opportunities for your child to practice making change after a purchase.
2. Have your child track the number of out-of-state license tags that the family sees. Develop a chart to record how many different states have been seen. Help them form questions, collect a data and communicate the results of the graph.
3. Practice using a ruler.

